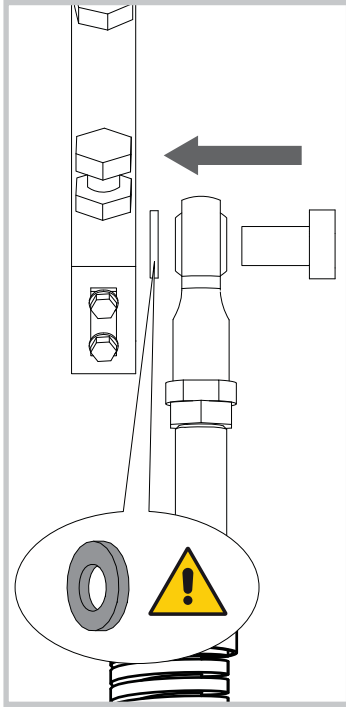


Ditec QIKM



Prestare particolare attenzione al corretto posizionamento della rondella.

Pay special attention to the correct positioning of the washer.

Faire particulièrement attention au positionnement de la rondelle.

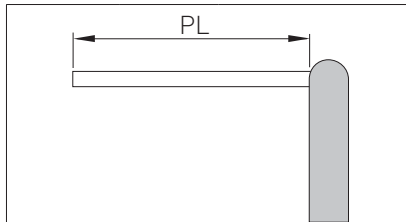
Achten Sie besonders auf die richtige Montage der Unterlegscheibe.

Prestar una atención especial al posicionamiento correcto de la arandela.

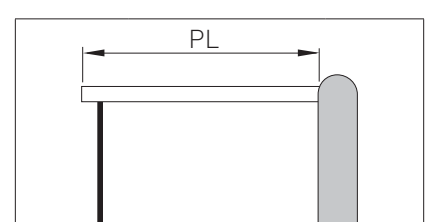
Prestar particular atenção ao correcto posicionamento da anilha.

Rondelanın doğru konumlandırılmasına özellikle dikkat ediniz.

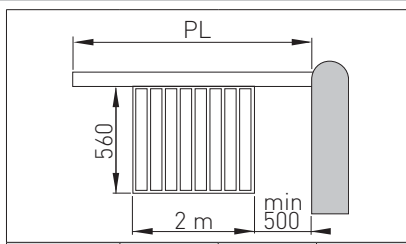
QIK4E / QIK7EH



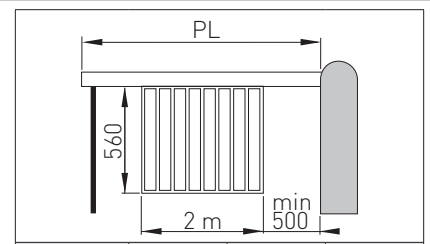
PL (mm)			
1300 - 1699	QIKM1	/	/
1700 - 1999	/	QIKM1	/
2000 - 2499	QIKM2	/	/
2500 - 2999	/	QIKM2	/
3000 - 3499	/	/	QIKM2
3500 - 4499	QIKM3	/	/
4500 - 5199	/	QIKM3	/
5200 - 5800	/	QIKM4	/



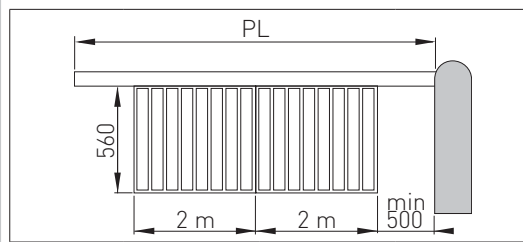
PL (mm)			
1900 - 1999	/	/	QIKM1
2000 - 2299	QIKM2	/	/
2300 - 2899	/	QIKM2	/
2900 - 3199	/	/	QIKM2
3200 - 4099	QIKM3	/	/
4100 - 4799	/	QIKM3	/
4800 - 5800	/	QIKM4	/



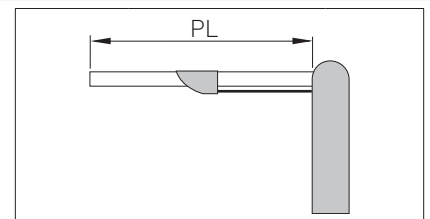
PL (mm)			
2500 - 2999	/	/	QIKM2
3000 - 3600	QIKM3	/	/



PL (mm)			
2700 - 3399	QIKM3	/	/
3400 - 3600	/	QIKM3	/



PL (mm)			
4600 - 5000	/	QIKM4	/



PL (mm)			
2000 - 2299	QIKM2	/	/
2300 - 2899	/	QIKM2	/
2900 - 3199	/	/	QIKM2
3200 - 4099	QIKM3	/	/
4100 - 4450	/	QIKM3	/

QIK80EH

PL (mm)				
4500-5199	QIKM5	/	/	/
5200-5999	/	QIKM5	/	/
6000-6999	/	/	QIKM5	/
7000-7600	/	/	/	QIKM5

PL (mm)				
4500-4999	QIKM5	/	/	/
5000-5799	/	QIKM5	/	/
5800-6799	/	/	QIKM5	/
6800-7200	/	/	/	QIKM5

PL (mm)				
4600-4799	QIKM5	/	/	/
4800-5499	/	QIKM5	/	/
5500-6499	/	/	QIKM5	/
6500-6800	/	/	/	QIKM5

PL (mm)				
4800-5899	/	/	QIKM5	/
5900-6500	/	/	/	QIKM5

PL (mm)				
6700	/	/	/	QIKM5

